

# Fire & Acoustic Downlighter Covers

ANCILLARY PRODUCTS



Designed to help maintain the fire resistance and acoustic integrity of ceilings

- they are ventilated to reduce heat build up

Product Code	Cover Size	Ceiling Cutout Size
1087	Small 150mm x 150mm	50mm - 75mm
1085	Medium 200mm x 200mm	75mm - 100mm
1291	Large 250mm x 250mm	100mm - 140mm
1292	X-Large 300mm x 170mm	140mm - 270mm
1088	XX-Large 350mm x 230mm	140mm - 270mm

Domestic Dwellings | Offices | Hotels | Conference Centres | Leisure Centres | Schools | Restaurants | Showrooms

## Installation Guide Fire & Acoustic Downlighter Covers

**To install Small, Medium or Large cover:**

### Step One

Grasp legs firmly and roll cover into a tight cylinder. Ensure wiring loom is through slot before installation.

### Step Two

Keeping a tight grip on the legs, feed the cover through the cutout made for the downlighter.

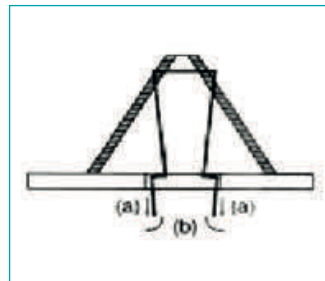
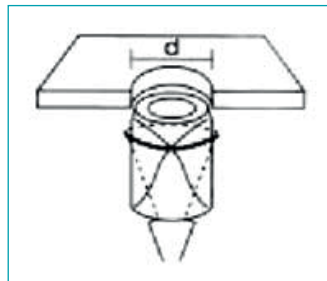
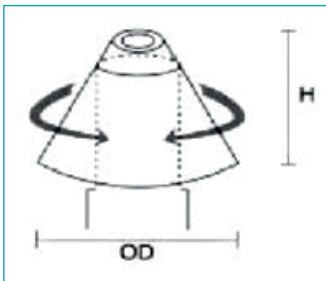
### Step Three

Ensure cover has sprung back into it's original cone shape.

- a. Grasp legs and pull down until L section clears the underside of the ceiling.
- b. Move legs out until vertical part of L section is flush with the side of the cutout.

### Step Four

Release legs so that they grip the underside of the tile. Remove the excess of both legs. Cut at point A. Once cover is in place, downlighter can be fitted as normal.



**To install X-Large or XX-Large cover:**

### Step One

Flatten the cover.

### Step Two

Fold the cover into quarters by folding it in half once, and then folding it in half again.

### Step Three

Pass the folded cover through the aperture.

### Step Four

Then fit the downlighter cover as per the downlighter manufacturer's instructions - cables may be pushed through the vent slots in the cover. Check and ensure that there is a minimum of 20mm clearance between the downlighter and any insulation or acoustic filling in the void.

**Please note that remote gearboxes and transformers must be situated outside of the downlighter cover.**



Domestic Dwellings | Offices | Hotels | Conference Centres | Leisure Centres | Schools | Restaurants | Showrooms